







STEP 2. Verification details

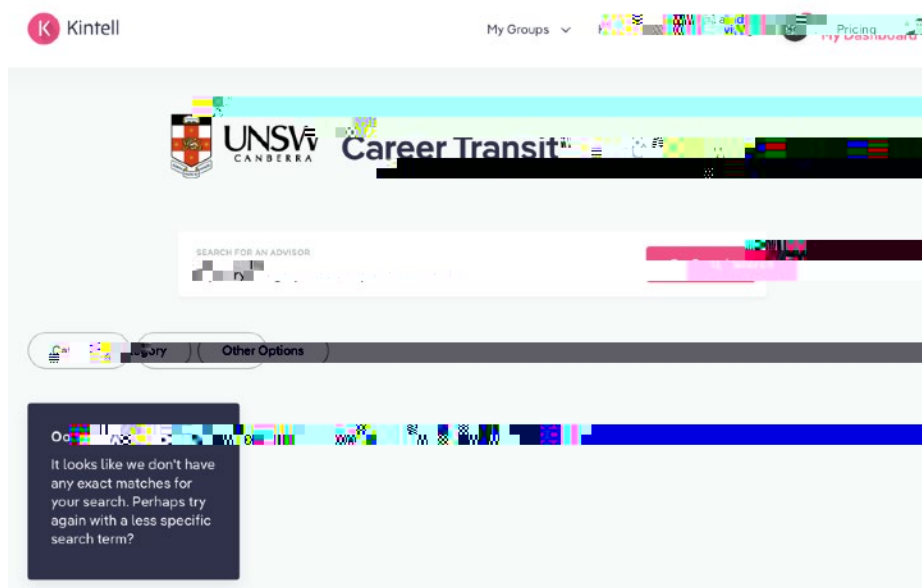
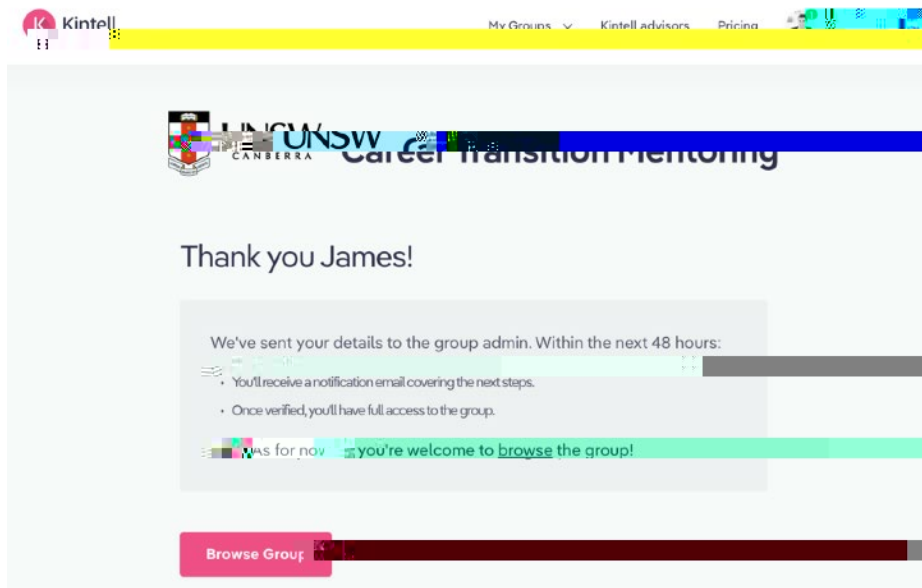
In order to



Submitted the verification details? Go to step 3

STEP 3. Verification in progress...

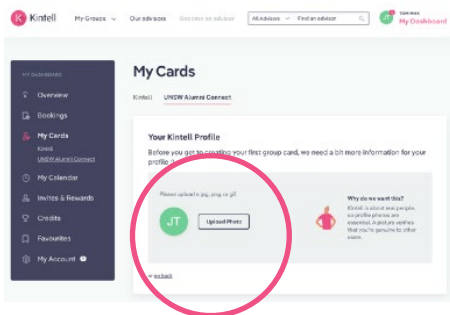
We'll send your details to the group admin for verification. Meanwhile, you can browse the group for ideas on how to draft your advisor profile





STEP 5a. Create your Group Card

To become an advisor in the Career Transition Mentoring group, create a 'group' card from 'My Cards' section of your dashboard.



Created the card? Start drafting :)



STEP 5c. Availability settings



STEP 6. Publish your Group Card

Happy with everything? Press 'Publish' and your card will go to the Kintell team for review. You will be notified shortly by email once the card is published.

W-